

# SL-T3216PTB020-L233

## DATA SHEET

SPEC. NO. : SZ20060504  
DATE : 2020/06/05  
REV. : A/0

Approved By:

Checked By:

Prepared By:

L

LIGHT ELECTRONICS CO., LTD.



P

### Absolute Maximum Ratings at Ta=25

Parameter	MAX.	Unit
Power Dissipation	100	mW
Collector-Emitter Voltage	30	V
Emitter-Collector Voltage	5	V
Collector Current	20	mA
Electrostatic Discharge (HBM) <sup>*2</sup>	2000	V
Moisture Sensitivity Level <sup>*1</sup>	4	
Operating Temperature	-40 to + 85	
Storage Temperature	-40 to + 100	
Reflow Condition	260 MAX for 10 Seconds	

#### 1. Storage and operating:

- (1). Storage requirements before vacuum bag opened: Temperature<30 , Humidity<65%RH;
- (2). Check air leakage and vacuum bag damage before opened. If there is any issue found, check the humidity indicator card immediately after bag opened:
  - a. If color changes on “10% circle” of the humidity indicator card only and not the circles of 20% and above, components can be used without additional handling;
  - b. If color changes on both 10% and 20% circles but not the circles of 30% and above, components must be dehumidified according to the conditions of bullet (5);
  - c. If color changes on 10%, 20%, and 30% circle or above, the product should be returned to the supplier for high temperature dehumidification;
- (3). After bag opened, manual soldering or reflow process must follow the following requirements:
  - a. Complete soldering / reflow within 72 hours;
  - b. Requirements of working environment: Temperature<30 , Humidity<60%RH;
- (4). If the working condition is outside (3)a requirement, the components must be dehumidified according to the conditions of bullet (5);
- (5). Low temperature dehumidification: temperature 60-65 , at least 24 hours;
- (6). Shelf life: 180 days. If it's over 180 days from the production date on the package label, the components must be dehumidified according to the condition of bullet (5). If customer is unable to dehumidify, return components to LIGHT for dehumidification.

#### 2. Caution in ESD:

Static Electricity and surge damages the LED. It is recommend to use a wrist band or anti-electrostatic glove when handling the LED. All devices, equipment and machinery must be properly grounded.

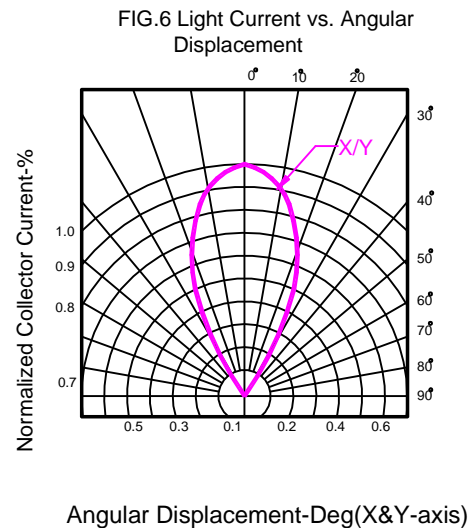
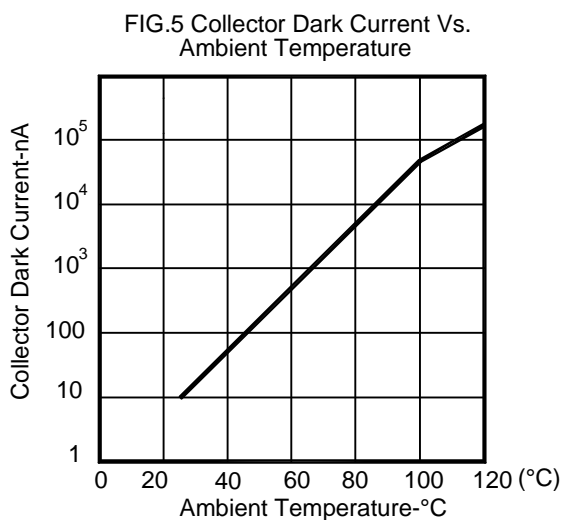
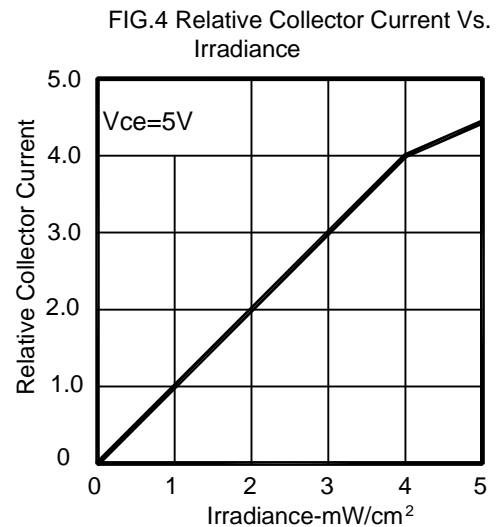
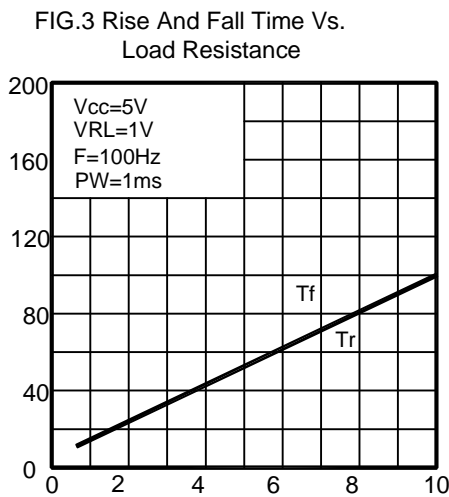
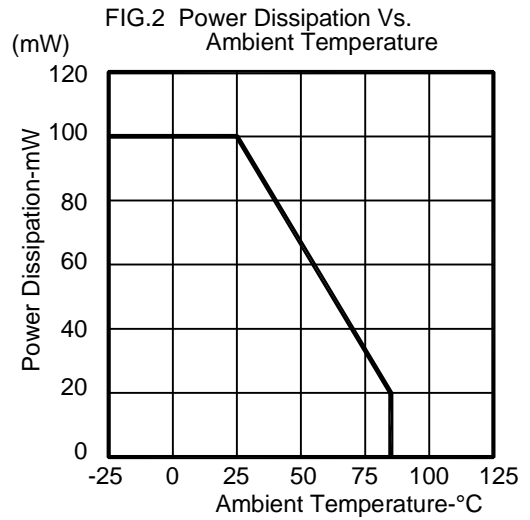
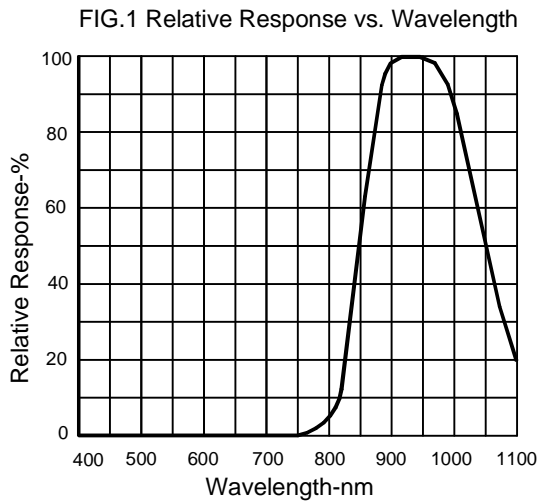
### Electrical Optical Characteristics at Ta=25

Parameter	Symbol	Min.	Type	Max.	Unit	Test Condition
Range Of Spectral Bandwidth	0.5	78	---	110	nm	---

# 780

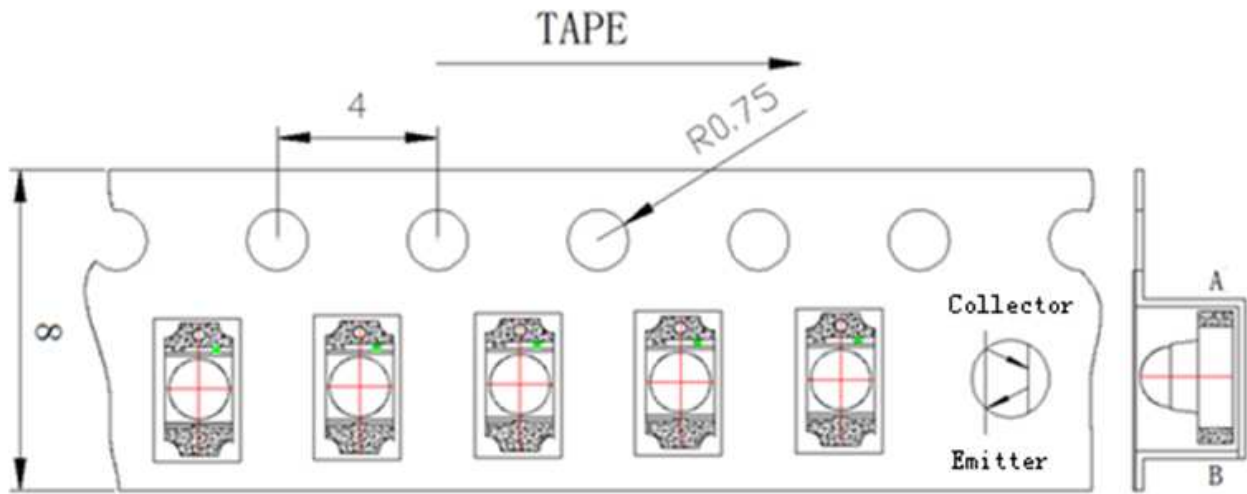
Wavelength Of Peak

## Typical Electrical / Optical Characteristics Curves (25 Ambient Temperature Unless Otherwise Noted)





## Carrier Tape Specifications



**Note:** Tolerance unless mentioned is  $\pm 0.1$ mm; Unit = mm

## Moisture Resistant Packaging

