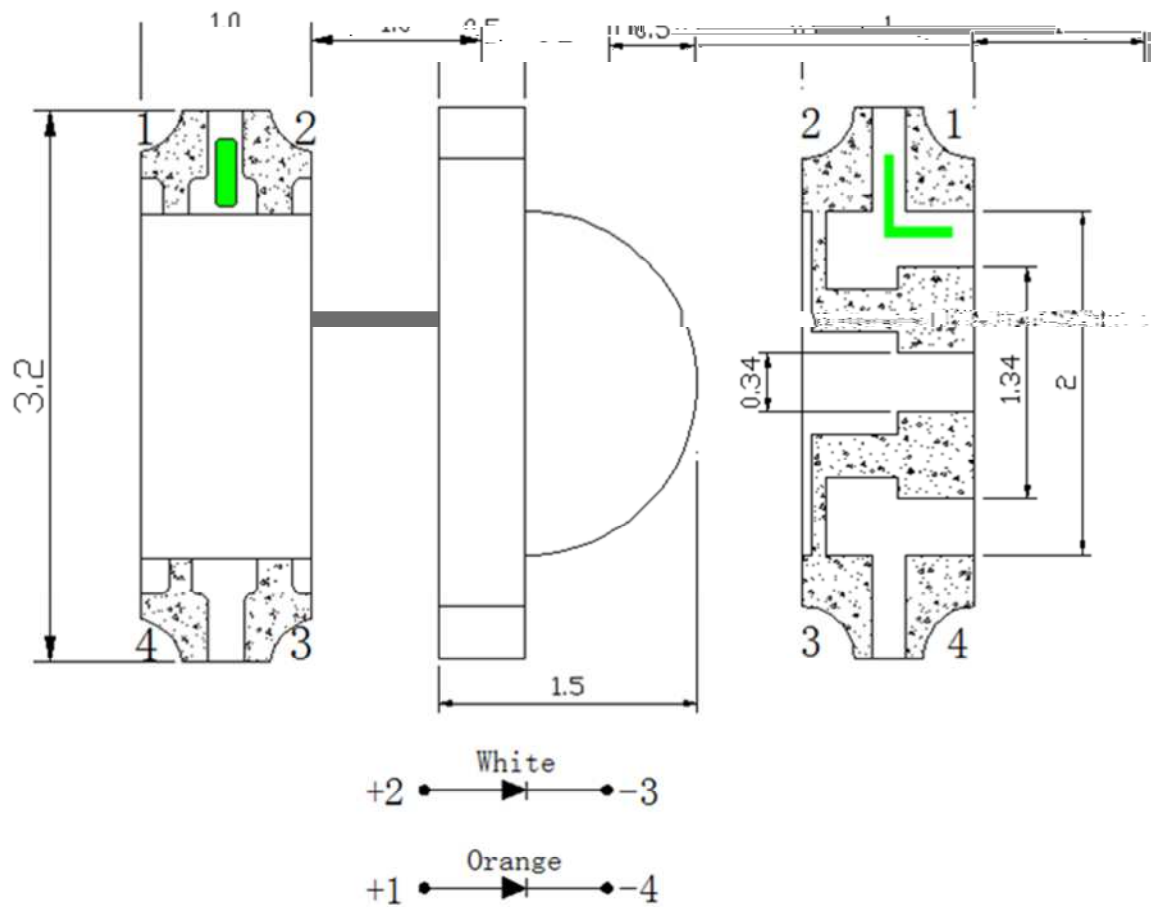




## Features

- ◆ Pb free product—RoHS compliant
- ◆ Low power consumption, High efficiency
- ◆ Reliable and rugged
- ◆ Long life – solid state reliability
- ◆ Viewing Angle: 120°

## Package Dimension



Part NO.	Lens Color	Source Color
SL-T3210WOD020-L150	Yellow Diffused	White / Orange

### Notes:

1. All dimensions are in millimeters.
2. Tolerance is  $\pm 0.10$ mm unless otherwise noted.



## Absolute Maximum Ratings at Ta=25


**1. Storage and operating:**

**2. Peak Forward Current:**

7cbXhcbZcf'lg=Ddi`gY`Di`gYK`Xh`@S`%a`gUbXXi`m`@%#S''

**3. Caution in ESD:**

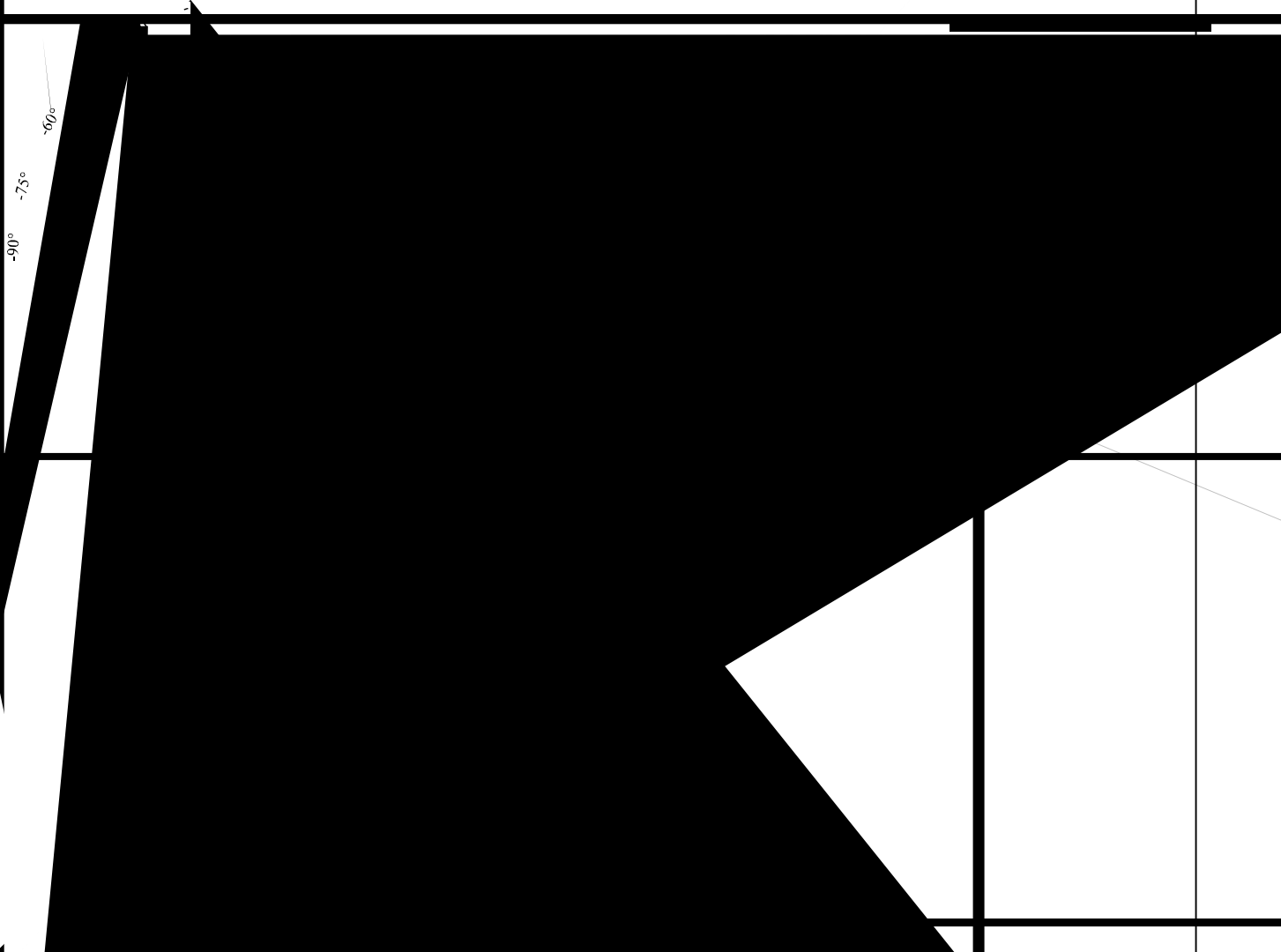
## Electrical Optical Characteristics at Ta=25

J ]Yk ]b[ '5 b[ `Y	&						
8ca ]bUbhk Uj Yyb[ h`	X	CfUb[ Y					
	d`	CfUb[ Y					
	.						

Note:

H`YXca ]bUbhk Uj Yyb[ hž X]g`Xf]j YXZca `hY7-9`Wfca U]V]m`X]U] fUa `UbXfYdfYgYb]g`h`Y

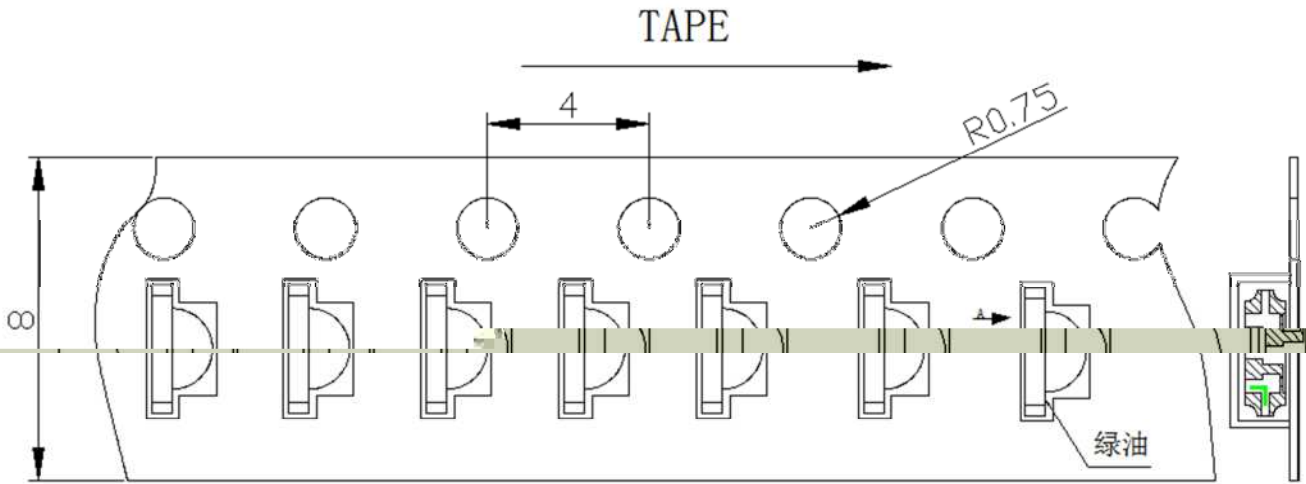




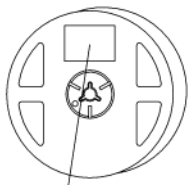
-90°  
-73°  
-60°



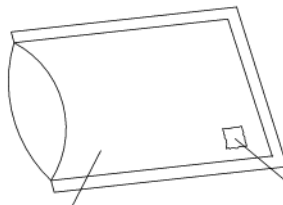
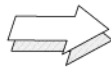
**Carrier Tape Specifications(Loaded Quantity: 3000pcs/reel)**



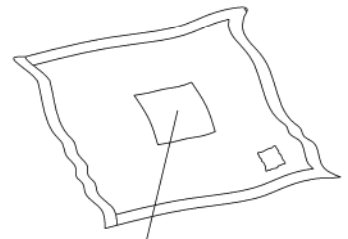
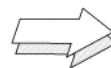
**Moisture Resistant Packaging**



LIGHT universal Label



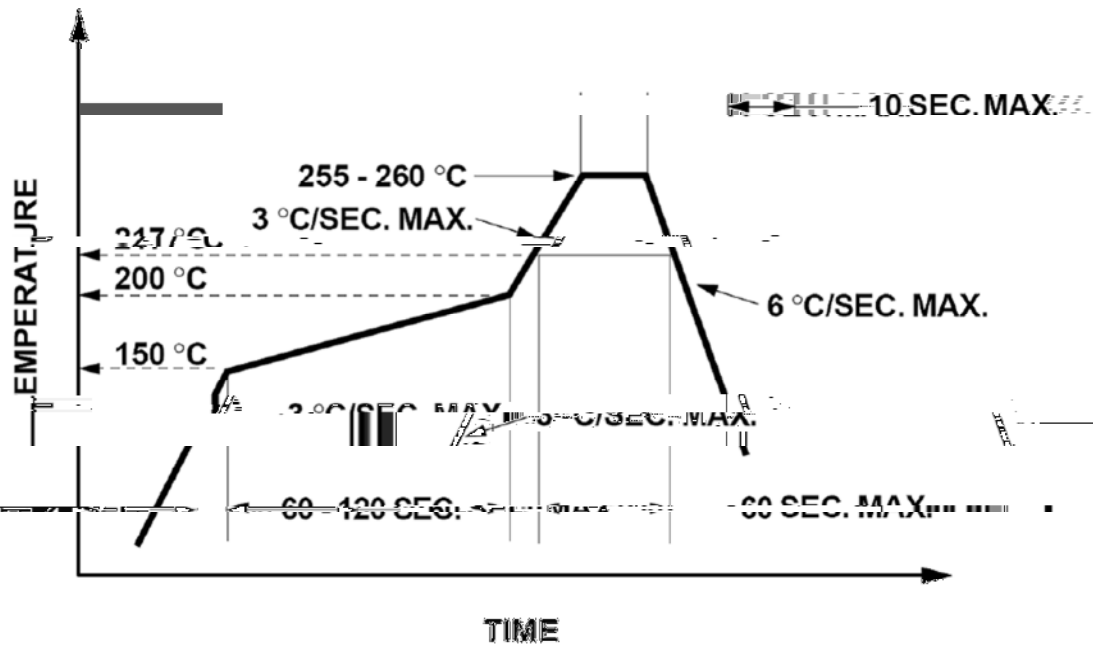
Aluminum moisture-proof bag



Desiccant

Customer defined Label or LIGHT

## Suggest IR Reflow Condition For Lead Free



1. Reflow soldering should not be done more than two times.
2. When soldering, do not put stress on the LEDs during heating.

## Soldering iron

300°C for 3 seconds.

1. When hand soldering, the temperature of the iron must less than

2. The hand solder should be done only once.

## Repairing

Repair should not be done after the LEDs have been soldered. When repairing is unavoidable, a double-head soldering iron should be used (as below figure). It should be confirmed beforehand whether the characteristics of LEDs will or will not be damaged by repairing.

