


Electrical Optical Characteristics at Ta=25°C

PARAMETER	SYMBOL	MIN.	TYP.	MAX.	UNITS	TEST CONDITIONS
Reverse Light Current	I_L	---	16.7	---	μA	$V_R=5\text{V}$ $E_e=1\text{mW}/\text{cm}^2$
Reverse Light Current	I_L	---	13	---	μA	$V_R=5\text{V}$ $E_e=1\text{mW}/\text{cm}^2$
Reverse Light Current	I_L	---	10	---	μA	$V_R=5\text{V}$ $E_e=1\text{mW}/\text{cm}^2$
Reverse Dark Current	I_D	---	---	10	nA	$V_R=10\text{V}$ $E_e=0\text{mW}/\text{cm}^2$
Reverse Voltage	$V_{(R)}$	30	---	---	V	I_R
Forward Voltage	V_F	---	---	1.3	V	$I_F=10\text{mA}$
	$1/2$	---	135	---	Deg.	(Note 1)
	$1/2$	---	135	---	Deg.	
Rise Time/Fall Time	tr/tf	---	30	---	ns	$V_R=10\text{V}$
Total Capacitance	C_T	---	12	---	pF	$V_R=5\text{V}$ $E_e=0\text{mW}/\text{cm}^2$ $f=1.0\text{MHz}$

Note:

$1/2$ is the off-axis angle at which the Reverse Light Current is half the axial Reverse Light Current.



2. The I_L guarantee should be added $\pm 15\%$ tolerance.





No. **SL-T3528PDC020-L110**

Label Explanation

LIGHT Universal Label

LIGHT		
Light Electronics CO., LTD.		
MODEL NAME: _____	 LOT NO : _____	
QUANTITY: _____		
BIN: _____		
PACKING DATE: _____		
REMARKS: _____		

Customer Defined Label

LIGHT		
Light Electronics CO., LTD.		
MODEL NAME: _____	 LOT NO : _____	
QUANTITY: _____		
BIN: _____		
PACKING DATE: _____		
CUSTOMER P/N: _____		

Reel Dimensions

