



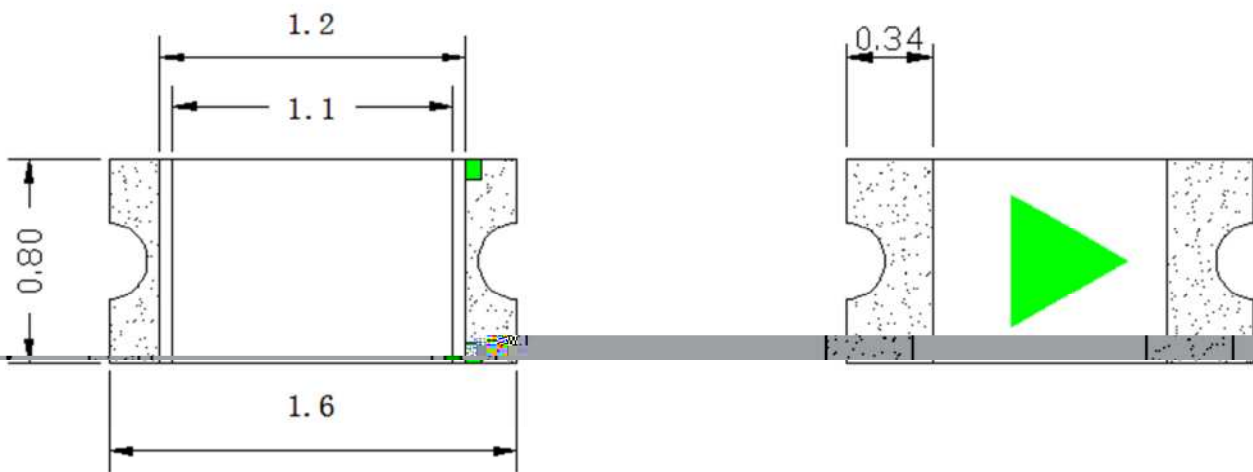
—  
—  
—

--	--	--	--

### Features

- ◆ Pb free product—RoHS compliant
- ◆ Low power consumption, High efficiency
- ◆ Reliable and rugged
- ◆ Long life – solid state reliability
- ◆ Viewing Angle: 120°

### Package Dimension



Part NO.	Lens Color	Source Color
SL-T0603GEC005-L40	Water Clear	Green

#### Notes:

1. All dimensions are in millimeters.
2. Tolerance is  $\pm 0.10$ mm unless otherwise noted





--	--	--	--



Viewing Angle	2					
Dominant Wavelength	d	520	---	530	nm	I
Peak Emission Wavelength	p	---	515	---	nm	I

The dominant wavelength, d is derived from the CIE chromaticity diagram and represents the



--	--	--	--




-90°  
-75°  
°

--	--	--	--

## Label Explanation

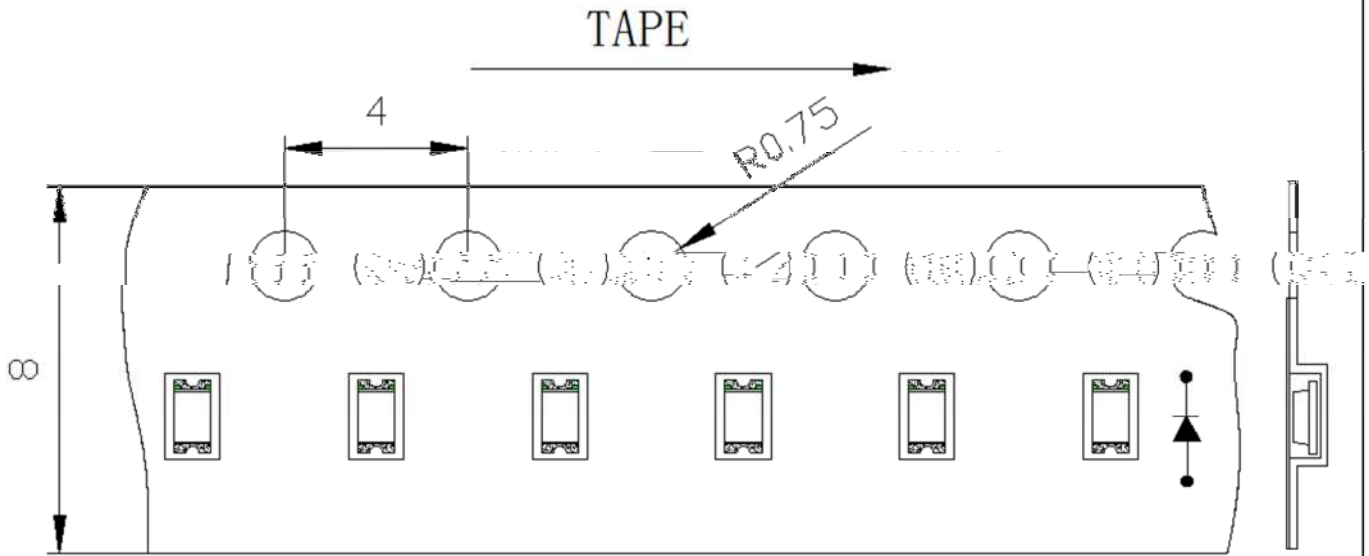
<b>LIGHT</b> Light Electronics CO., LTD.	
MODEL NAME: _____	 LOT NO. : _____
QUANTITY: _____	
BIN: _____	
PACKING DATE: _____	
REMARKS: _____	

<b>LIGHT</b> Light Electronics CO., LTD.	
MODEL NAME: _____	 LOT NO. : _____
QUANTITY: _____	
BIN: _____	
PACKING DATE: _____	
CUSTOMER P/N: _____	

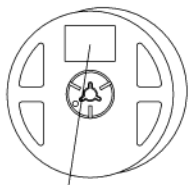
## Reel Dimensions

--	--	--	--

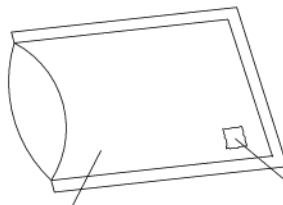
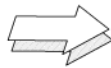
**Carrier Tape Specifications (Loaded Quantity: 4000pcs/reel)**



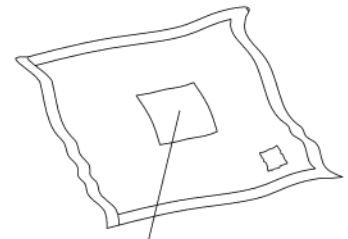
**Moisture Resistant Packaging**



LIGHT universal Label

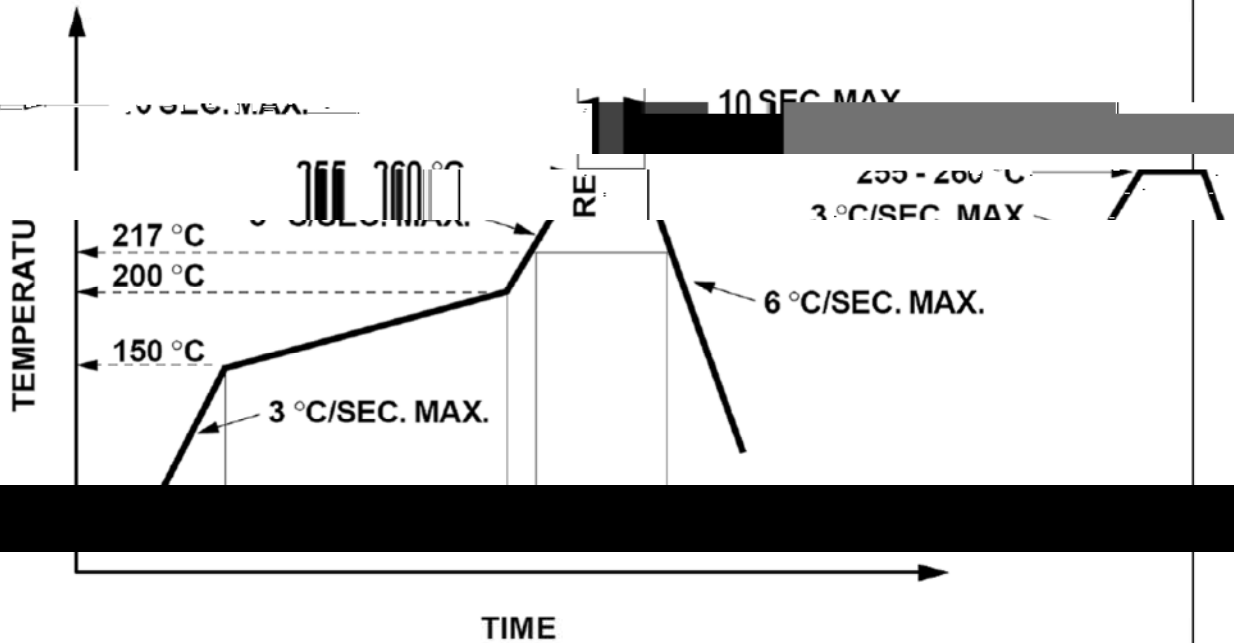


Aluminum moisture-proof bag



Customer defined Label or LIGHT universal Label

## Suggest IR Reflow Condition For Lead Free



1. Reflow soldering should not be done more than two times.
2. When soldering, do not put stress on the LEDs during heating.

## Soldering iron

1. When hand soldering, the temperature of the iron must less than 300°C for 3 seconds.
2. The hand solder should be done only once.

## Repairing

Repair should not be done after the LEDs have been soldered. When repairing is unavoidable, a double-head soldering iron should be used (as below figure). It should be confirmed beforehand whether the characteristics of LEDs will or will not be damaged by repairing.

