



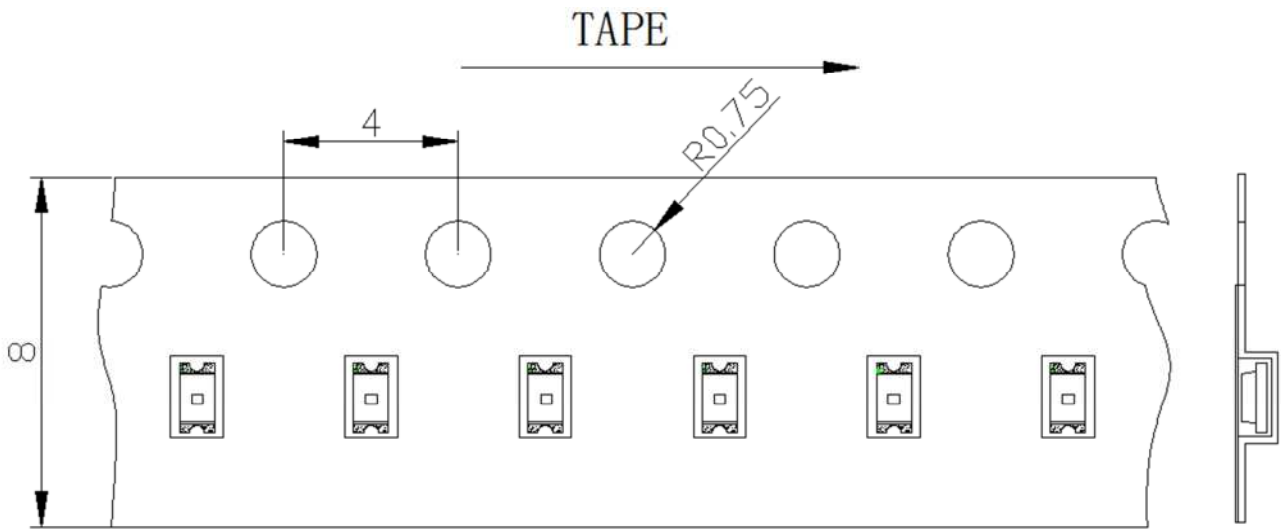

Viewing Angle	2					
Peak Emission Wavelength	p	---	472	---	nm	I
Dominant Wavelength	d	465	---	473	nm	I

The dominant wavelength, d is derived from the CIE chromaticity diagram and represents the

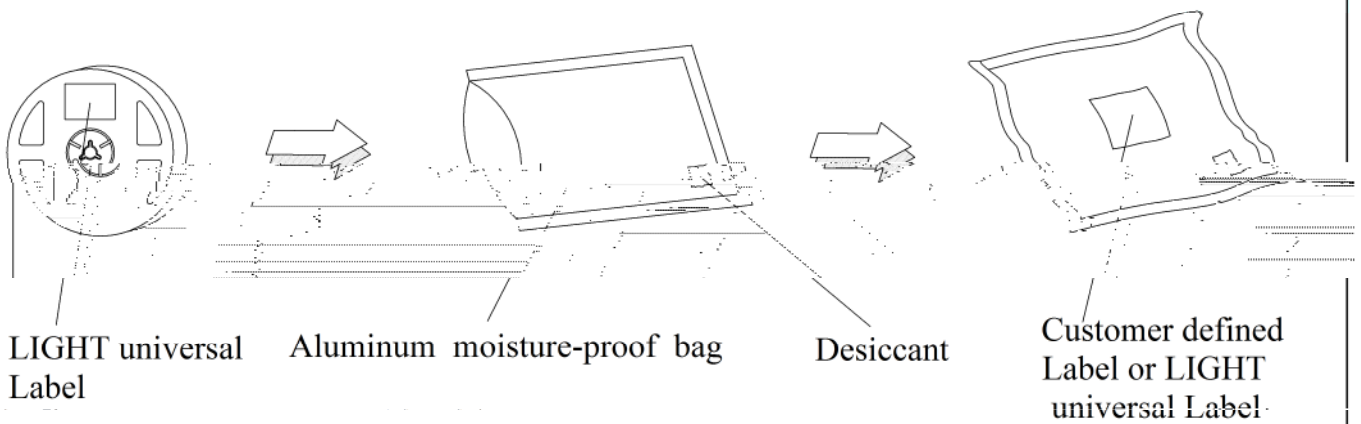




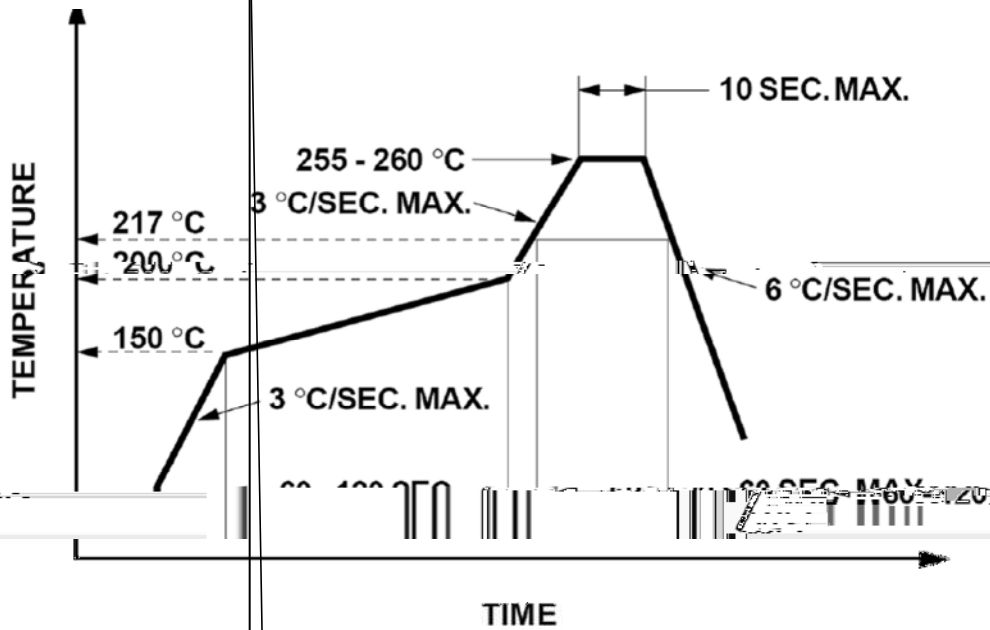
**Carrier Tape Specifications (Loaded Quantity: 1000pcs/roll)**



**Moisture Resistant Packaging**



## Suggest IR Reflow Condition For Lead Free



1. Reflow soldering should not be done more than two times.
2. When soldering, do not put stress on the LEDs during heating.

## Soldering iron

1. When hand soldering, the temperature of the iron must less than 300 °C for 3 seconds.
2. The hand solder should be done only once.

## Repairing

Repair should not be done after the LEDs have been soldered. When repairing is unavoidable, a double-head soldering iron should be used (as below figure). It should be confirmed beforehand whether the characteristics of LEDs will or will not be damaged by repairing.

